

FEED BACK ANALYSIS REPORT

ALUMNI

2021-2022

This report delves deep into the feedback provided by our esteemed alumni, unearthing enlightening insights from their experiences during their tenure at the college. The responses, meticulously analyzed across a five-point scale, shed light on diverse aspects including the curriculum, educational quality, academic initiatives, skill enhancement, degree relevance, and motivation for further education and research.

Sl No:	Questions	Response in Percentage				
		Excellent	Very Good	Good	Average	Poor
1.	How would you rate the curriculum prescribed for your degree during your term in the college?	1	2	92	5	0
2.	How would you rate the quality of education imparted in the college?	48	50	1	1	0
3.	How would you rate the content delivery?	75	8	11	6	0
4.	How would you rate the course curriculum for fulfilling your expectations?	1	5	80	14	0
5.	How would you rate the academic initiatives taken by the college to bridge the gap between industry and academia?	5	73	4	8	0
6.	How would you rate any new skills learnt in the due course of your study (other than syllabus)	8	62	25	5	0
7.	How would you rate the relevance of your degree to your present job	1	18	78	3	0

8.	How would you rate the following academic initiatives taken by the college to improve your competence as student? Innovative teaching learning methodologies, Seminars, Workshops, Projects, Study, Tours etc..	1	84	11	4	0
9.	How do you rate development activities organised by the college for your overall development?	33	65	1	0	0
10.	How would you rate the motivation created by the syllabus to pursue Post graduation/ research in the particular topic?	1	7	86	6	0

METHODOLOGY

Students were requested to evaluate their experiences with the curriculum, quality of education, content delivery, course curriculum fulfillment, academic initiatives, acquisition of new skills, relevance of their degree to their job, and various academic initiatives. The data was transformed into percentage values for analysis.

SUMMARY OF RESPONSES

Curriculum Rating (Q1):

Excellent: 1%

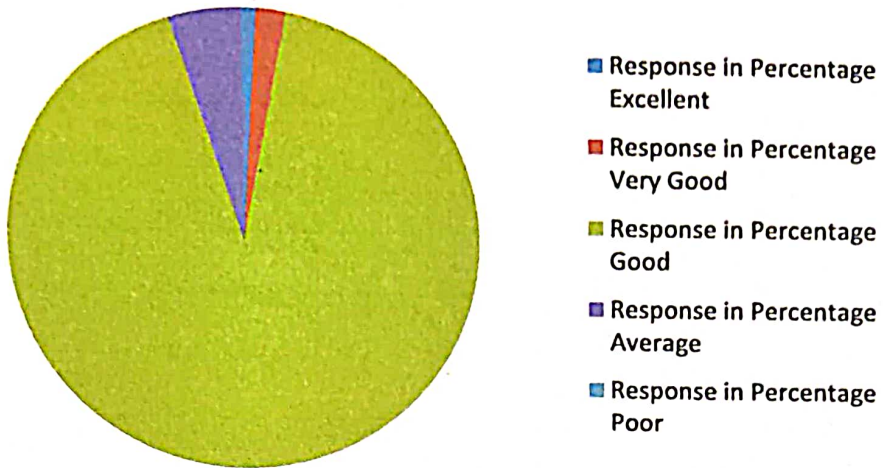
Very Good: 2%

Good: 92%

Average: 5%

Poor: 0%

1. Curriculum prescribed for degree during your term



Analysis: The curriculum received overwhelmingly positive feedback, with 95% of students rating it as "Good" or better. This indicates a high level of satisfaction with the curriculum prescribed during their term.

Quality of Education (Q2):

Excellent: 48%

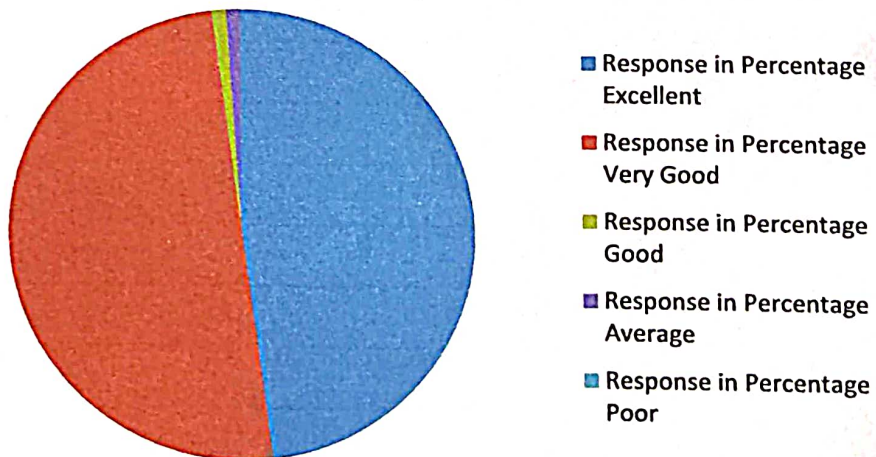
Very Good: 50%

Good: 1%

Average: 1%

Poor: 0%

2. Quality of education imparted in the college



Analysis: The quality of education imparted was highly rated by students, with 98% rating it as "Excellent" or "Very Good." This reflects a strong satisfaction with the education standards.

Content Delivery (Q3):

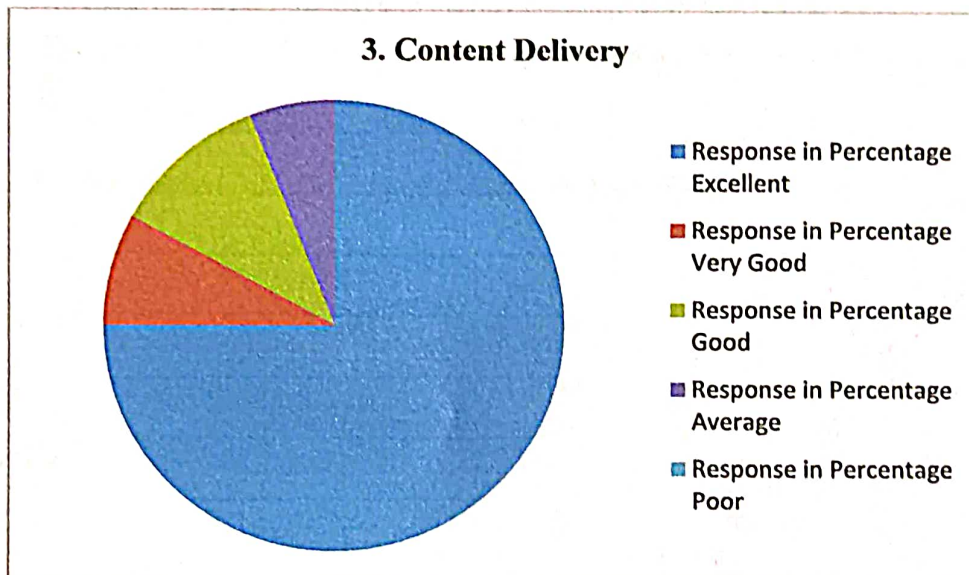
Excellent: 75%

Very Good: 8%

Good: 11%

Average: 6%

Poor: 0%



Analysis: Content delivery received positive feedback, with 94% of students rating it as "Good" or better. The presence of an "Average" rating indicates scope for improvement.

Course Curriculum Satisfaction (Q4):

Excellent: 1%

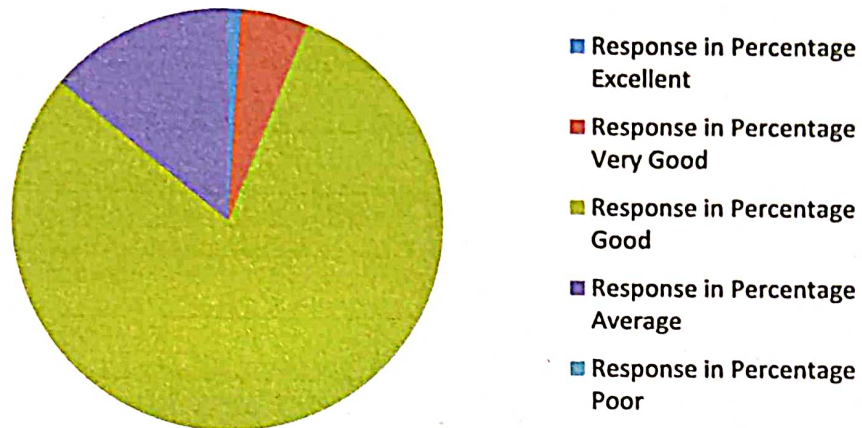
Very Good: 5%

Good: 80%

Average: 14%

Poor: 0%

4. The course curriculum for fulfilling your expectations



Analysis: The majority (80%) of students were satisfied with the course curriculum, rating it as "Good." The presence of a 14% "Average" rating suggests potential areas for refinement.

Academic Initiatives Bridging Industry-Academia Gap (Q5):

Excellent: 5%

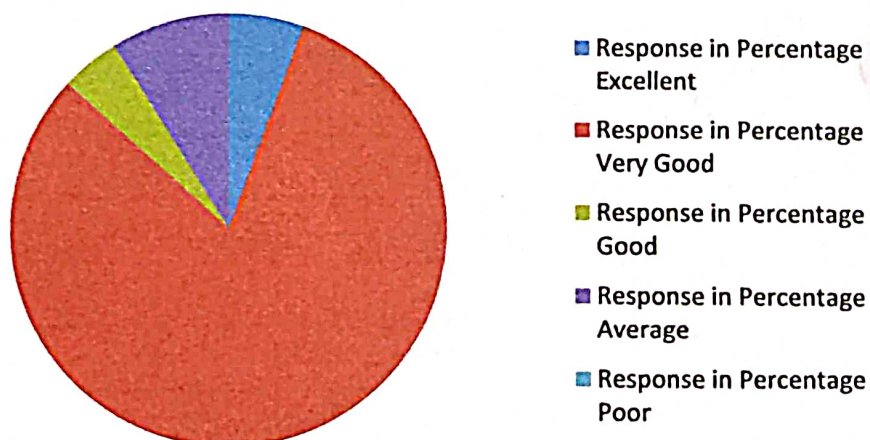
Very Good: 73%

Good: 4%

Average: 8%

Poor: 0%

5. Academic initiatives taken by the college to bridge the gap between industry and academia



Analysis: The academic initiatives aimed at bridging the gap between industry and academia received positive feedback, with 82% of students rating them as "Good" or better.

New Skills Acquisition (Q6):

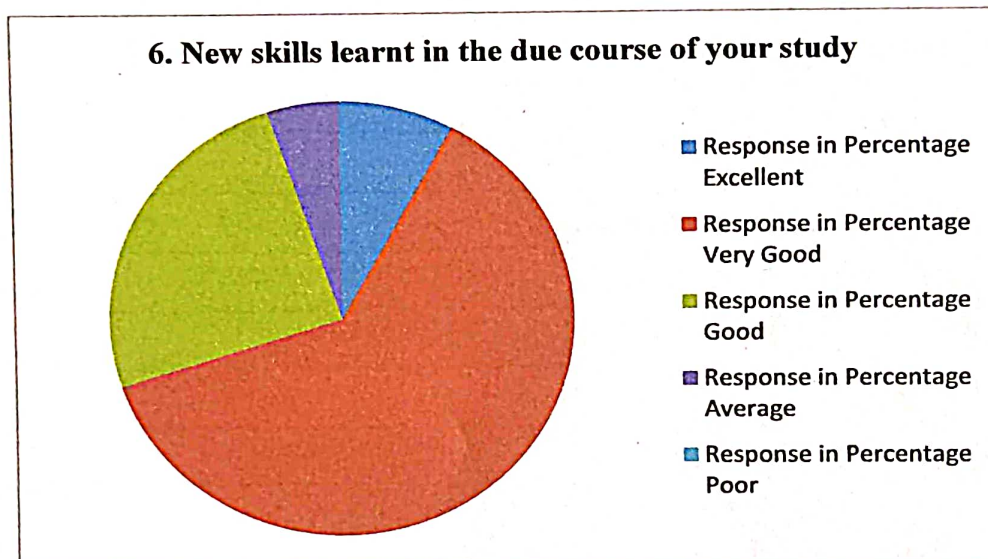
Excellent: 8%

Very Good: 62%

Good: 25%

Average: 5%

Poor: 0%



Analysis: Students reported acquiring new skills beyond the syllabus, with 95% rating their experience as "Good" or better.

Relevance of Degree to Job (Q7):

Excellent: 1%

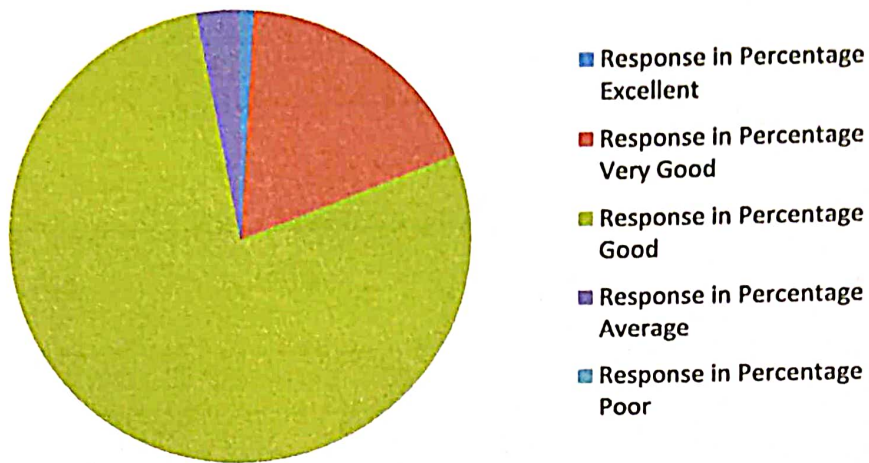
Very Good: 18%

Good: 78%

Average: 3%

Poor: 0%

7. Relevance of your degree to your present job



Analysis: A significant majority (78%) of students considered their degree to be relevant to their present job, while 19% rated it as "Very Good."

Rating of Academic Initiatives for Competence Improvement (Q8):

Excellent: 1%

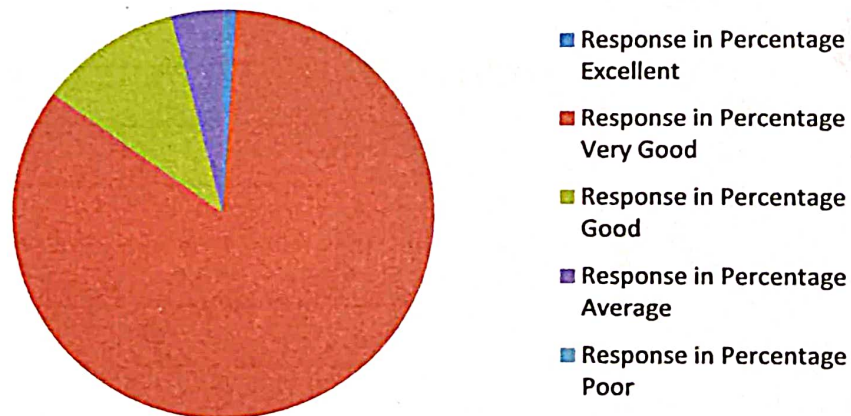
Very Good: 84%

Good: 11%

Average: 4%

Poor: 0%

8. Academic initiatives taken by the college to improve your competence as student



Analysis: Academic initiatives for competence improvement were positively received, with 96% of students rating them as "Very Good" or better.

Development Activities Rating (Q9):

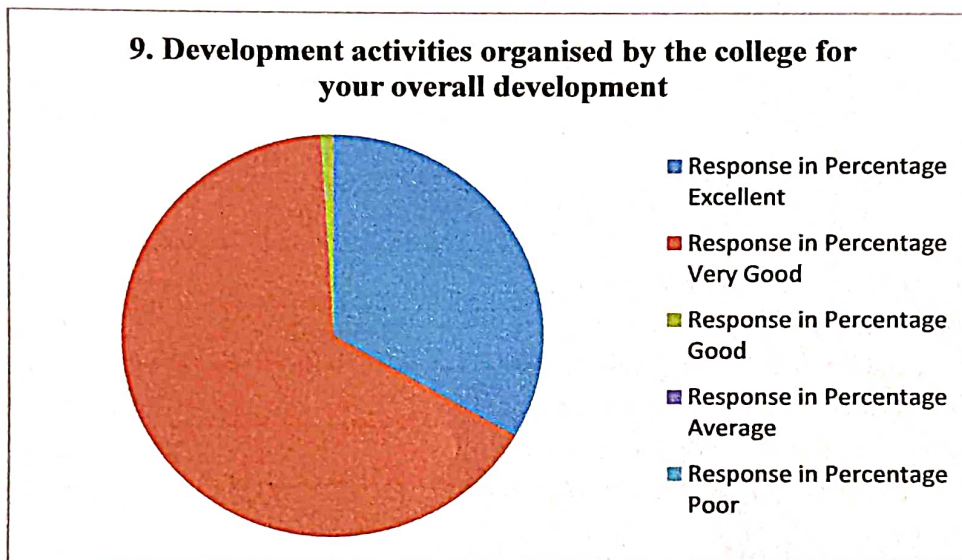
Excellent: 33%

Very Good: 65%

Good: 1%

Average: 0%

Poor: 0%



Analysis: Development activities organized by the college were highly rated, with 98% of students rating them as "Very Good" or better.

Motivation for Post-Graduation/Research Pursuit (Q10):

Excellent: 1%

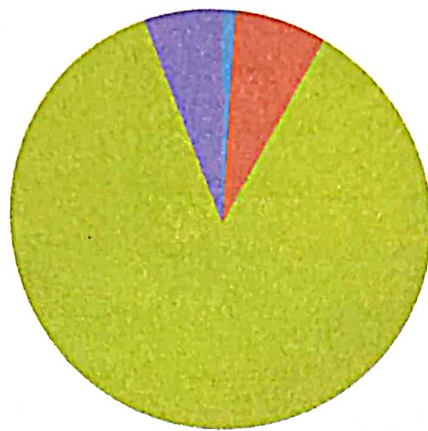
Very Good: 7%

Good: 86%

Average: 6%

Poor: 0%

10. Motivation created by the syllabus to pursue Post graduation/ research in the particular topic




- Response in Percentage Excellent
- Response in Percentage Very Good
- Response in Percentage Good
- Response in Percentage Average
- Response in Percentage Poor

Analysis: The syllabus motivated students to pursue post-graduation/research, with 94% of students rating it as "Good" or better.

CONCLUSION

The feedback analysis reflects a highly positive perception of the college's curriculum, quality of education, and academic initiatives among students. While there are areas with potential for improvement, such as refining content delivery and maintaining relevance to job roles, the overall feedback is encouraging. The college's efforts in implementing innovative teaching methodologies, seminars, workshops, projects, and industry interactions have significantly contributed to the students' academic growth and competence improvement.

IQAC Co-ordinator
DON BOSCO COLLEGE
Mampetta, Mukkom
Kozhikode - 673602



Rev. Dr. Thomas K. O.
Principal
Don Bosco College
Mampetta, Mukkam, Kozhikode
Pin - 673 602